



ADDENDUM NO. 2

SIX CORNERS INTERSECTION IMPROVEMENT

The Bidding Documents for the Six Corners Intersection Improvement project are amended as follows:

SCHEDULE OF BID ITEMS

Replace the Schedule of Bid Items in the Bidding Documents with the attached Schedule of Bid Items.

This revised Schedule of Bid Items clarifies that the cold plane removal will be to a depth of 2 inches as depicted in the Bidding Plans. Additionally, the revised Schedule of Bid Items corrects the cold plane removal quantities in Bid Items 026 and 027.

BIDDING PLANS

Replace Sheet C2.0 in the Bidding Plans with the attached Sheet C2.0.

This revised Sheet C2.0 clarifies that the inlayed base course section over the existing cold-planned ACP on Typical Section 1 will have a compacted thickness of 2 inches.

CLARIFICATION

1. **Rock Excavation** - No separate measurement or payment will be made for rock encountered during excavation. Bidders are encouraged to review the provisions of 00195.20, 00195.30, 00330.90, and 00330.92 of the Standard Specifications.
2. **Well Abandonment** – A pump is not attached to the well that is to be abandoned and that is depicted on Sheet C3.1 of the Bidding Plans.
3. **Anticipated Start Date** – There is not an anticipated start date, but the Agency anticipates issuing a Notice to Proceed to the Contractor no later than June 28, 2019. Bidders are encouraged to review the following:
 - Contract completion date given in 00180.50(h) of the Special Provisions.
 - Utility notification deadlines given in 00150.50(f) of the Special Provisions.

- Road closure sequence and durations given in 00220.40(f) of the Special Provisions.
 - Paving temperature limitations given in 00744.40 of the Standard Specifications.
- 4. Prequalification** – Bidders are not required to submit an ODOT prequalification letter with their bids. The Agency will check to ensure that Bidders are shown to be prequalified by ODOT for the Class of Work “Earthwork and Drainage” on ODOT’s published prequalified contractors list when bids are reviewed by the Agency.
 - 5. Water Quality Swale Excavation** - The quantity for Bid Item 021 – “General Excavation” includes the water quality swale excavation.
 - 6. Typical Section 1/C2.0** – The note that begins with “ACP WEARING COURSE...” applies for the wearing course across the full width of the road section.

The Bidding Documents for the Six Corners Intersection Improvement project are amended as described above.



Cody Smith, PE
County Engineer

5/23/2019

Date

I acknowledge receipt of Addendum Number 2.

SIGNATURE OF BIDDER

Date

THIS ADDENDUM, COMPLETE WITH ATTACHMENTS, SHALL BE SUBMITTED WITH BID PROPOSAL.

ITEM NO.	SPEC SECTION	ITEM	UNIT	QTY	UNIT PRICE	AMOUNT
<u>Part 00200 - Temporary Features and Appurtenances</u>						
001	00210	Mobilization	LS	1	\$	\$
002	00225	Temporary Protection and Direction of Traffic	LS	1	\$	\$
003	00225	Temporary Signs	SF	665	\$	\$
004	00225	Temporary Barricades, Type III	Each	11	\$	\$
005	00225	Temporary Plastic Drums	Each	250	\$	\$
006	00225	Temporary Flexible Pavement Markers	Each	1200	\$	\$
007	00225	Temporary Striping	Foot	8500	\$	\$
008	00225	Temporary Pavement Bars	SF	50	\$	\$
009	00225	Portable Changeable Message Signs	Each	3	\$	\$
010	00225	Radar Speed Trailer	Each	2	\$	\$
011	00225	Flaggers	Hour	700	\$	\$
012	00280	Erosion Control Plan	LS	1	\$	\$
013	00280	Sediment Fence, Unsupported	Foot	3600	\$	\$
014	00298	Abandon Water Wells	LS	1	\$	\$
<u>Part 00300 - Roadwork</u>						
015	00305	Construction Survey Work	LS	1	\$	\$
016	00310	Removal of Guy Anchors	LS	1	\$	\$
017	00310	Asphalt Pavement Saw Cutting	Foot	3600	\$	\$
018	00310	Removal of Surfacing	SY	4115	\$	\$
019	00310	Removal of Fences	Foot	3986	\$	\$
020	00320	Clearing and Grubbing	Acre	2	\$	\$
021	00330	General Excavation	CY	3080	\$	\$
022	00340	Watering	Mgal	1000	\$	\$
023	00370	Finishing Roadbed and Slopes	LS	1	\$	\$
024	00390	Loose Riprap, Class 50	CY	7	\$	\$
<u>Part 00400 - Drainage and Sewers</u>						
025	00445	12 Inch D.I. CL 52 Flange Pipe Spool	Foot	10	\$	\$
<u>Part 00600 - Bases</u>						
026	00620	Cold Plane Pavement Removal, 0-2 Inches Deep	SY	663	\$	\$
027	00620	Cold Plane Pavement Removal, 2 Inches Deep	SY	5025	\$	\$
028	00641	3/4 Inch - 0 Aggregate Base	Ton	4815	\$	\$
029	00641	Aggregate Shoulders	Ton	3404	\$	\$
030	00744	Level 3, 1/2 Inch Dense ACP Mixture	Ton	3445	\$	\$
031	00749	Extra for Asphalt Approaches	Each	2	\$	\$
<u>Part 00800 - Permanent Traffic Safety and Guidance Devices</u>						
032	00840	Delineators, Type 1	Each	225	\$	\$
033	00865	Thermoplastic, Extr. or Sprayed, Surface, Non-Profil	Foot	19470	\$	\$
034	00867	Pavement Legend, Type AB: Arrows	Each	8	\$	\$
035	00867	Pavement Bar, Type AB	SF	520	\$	\$
<u>Part 00900 - Permanent Traffic Control and Illumination Systems</u>						

ITEM NO.	SPEC SECTION	ITEM	UNIT	QTY	UNIT PRICE	AMOUNT
036	00905	Remove Existing Signs	LS	1	\$	\$
037	00905	Remove and Reinstall Existing Signs	LS	1	\$	\$
038	00920	Sign Support Footings	LS	1	\$	\$
039	00930	Perf. Steel Sq. Tube Slip Base Sign Suuports	LS	1	\$	\$
040	00940	Signs, Standard Sheeting, Sheet Aluminum	SF	147	\$	\$
041	00970	Pole Foundations	LS	1	\$	\$
042	00970	Switching, Conduit, and Wiring	LS	1	\$	\$
<u>Part 01000 - Right of Way Development and Control</u>						
043	01012	Water Quality Mixture	CY	195	\$	\$
044	01030	Permanent Seeding	Acre	3.5	\$	\$
045	01050	Type 2 Fence	Foot	2380	\$	\$
046	01050	Type 2 Modified Fence, Stranded Wire	Foot	290	\$	\$
047	01050	Type 1 Modified Fence, Stranded Wire	Foot	112	\$	\$
048	01050	Modified Hog Wire Fence	Foot	370	\$	\$
<u>Part 00700 - Wearing Surfaces</u>						
049	01070	Mailbox Supports	Each	4	\$	\$

TOTAL BID: _____

FOR DESCHUTES COUNTY USE ONLY

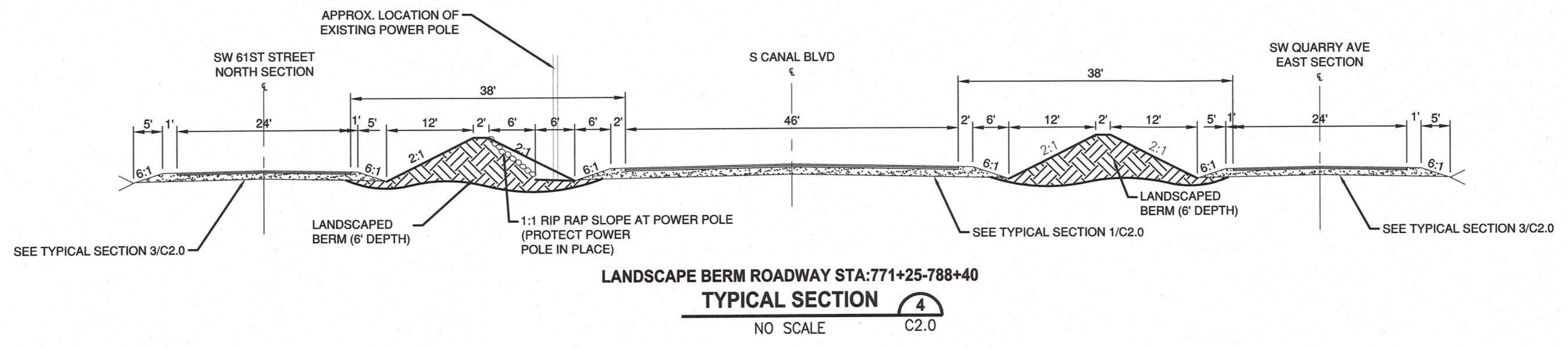
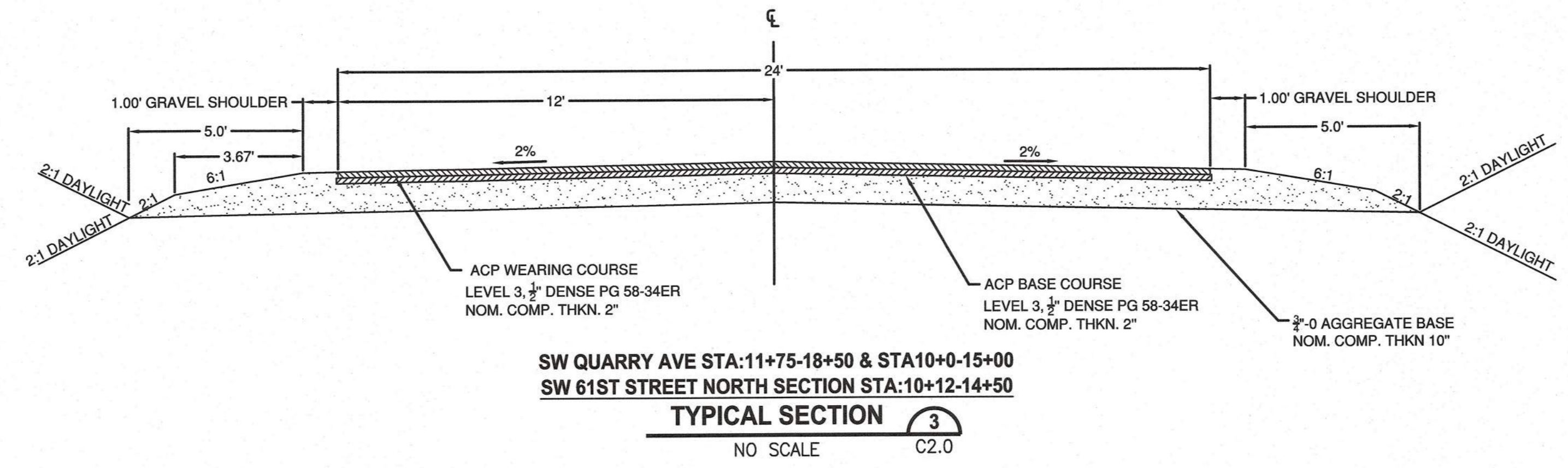
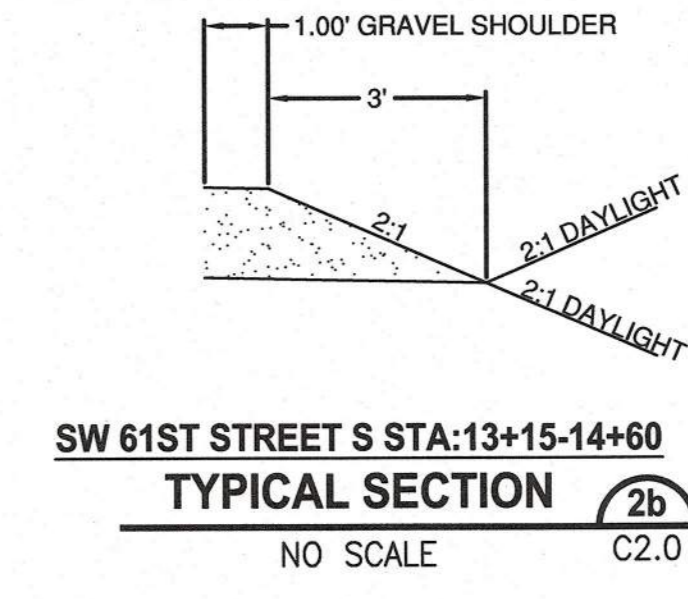
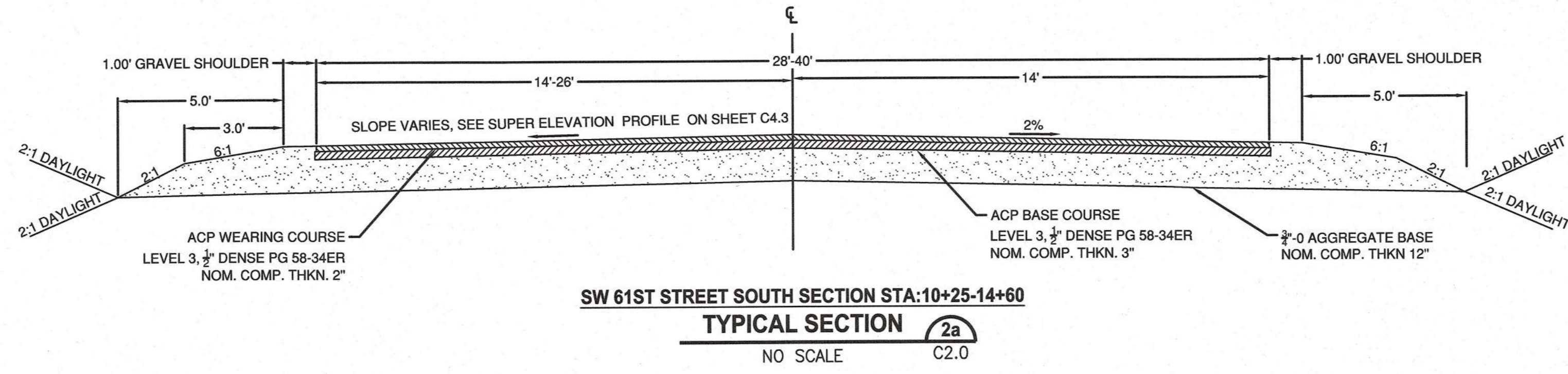
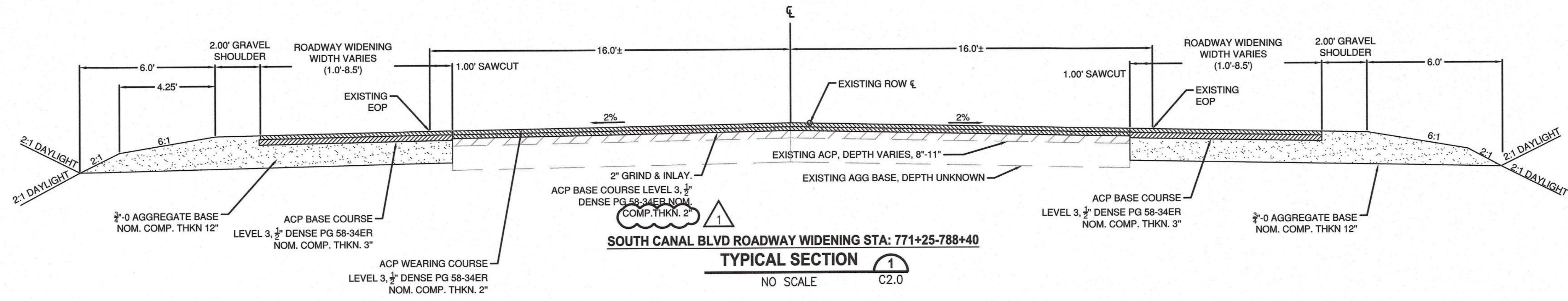
ADD ____% FOR NON-RESIDENT BIDDER _____

TOTAL BID _____

The Bidder acknowledges receipt of the following Addenda: (insert addenda numbers)

No.____ No.____ No.____ No.____ No.____ No.____ No.____ No.____

LAYOUT: C2.0 TYPICAL SECTIONS
 PATH: U:\Bend\Projects\Clients\2509-Deechutes County\237-2509-005 OBRH Design Phase\9955eca\CADD\DWG\SIX-CORNERS\C2.0
 PLOTTED BY: rickobay DATE: Thursday, May 23, 2019 1:50:53 PM



NO.	REVISIONS	DATE	BY	DESIGNED	DRAWN	CHECKED	APPROVED
1	ADDENDUM 1	5/23/19	DR	DR	DR/LYF		

ONE INCH AT FULL SCALE.
IF NOT, SCALE ACCORDINGLY
 FILE NAME: BE-2509-005.3-C2.0-TS00
 JOB No.
 DATE



Parametrix
 ENGINEERING · PLANNING · ENVIRONMENTAL SCIENCES
 150 NW PACIFIC PARK LANE, SUITE 110 | BEND, OR 97701
 P 541.508.7710
 WWW.PARAMETRIX.COM

PROJECT NAME
SW CANAL BLVD AT SIX CORNERS INTERSECTION IMPROVEMENTS

TYPICAL SECTIONS

DRAWING NO.
 3 OF 35
C2.0